

README.DOC

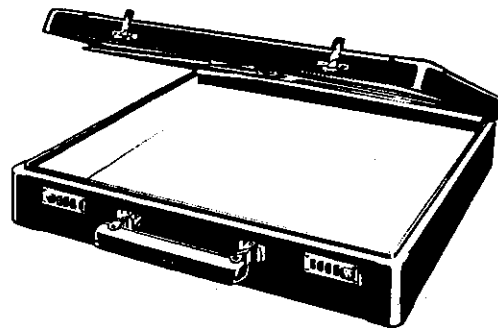
SEPTEMBER 1990 Journal of the Orange Coast IBM PC User Group

VOL.6 NO.8

Microsoft®



Road Show rolls into town for
September 29th
meeting and...



Lotus briefs on 123

THIS ISSUE

GENERAL MEETING REPORT	1	DOS SIG Report	8-9
PRESIDENT'S MESSAGE	2	History of Computer Repairing	10
ABC'S OF THE BBS	3	VP...more of the same	11
Wishful Thinking	4-5	Batchfile Basics	13
When to SHARE	6-7	BOARD OF DIRECTOR'S REPORT	14-16

README.DOC is published monthly by the ORANGE COAST IBM PC USER GROUP, P. O. Box 6100-211, Costa Mesa, CA 92628. The group's recorded message number is (714) 843-2048.

IBM is a registered trademark of the INTERNATIONAL BUSINESS MACHINES CORPORATION. Neither the User Group nor **README.DOC** is connected with IBM in any way.

ORANGE COAST IBM PC USER GROUP, contributors and editors of **README.DOC** do not assume any liability for damages arising out of the publication or non-publication of any advertisement, article, editorial, or any other item in this newsletter. All opinions expressed herein are those of the individual authors only and do not necessarily represent the opinions of the ORANGE COAST IBM PC USER GROUP, its officers, Board of Directors, the **README.DOC** newsletter, or its Editors.

README.DOC, Copyright© 1990 is a publication of the ORANGE COAST IBM PC USER GROUP. Unless otherwise noted, other nonprofit user groups may reprint without prior permission any of the articles appearing in this newsletter, provided that proper author, title and publication credits are given.

STATEMENT of PURPOSE

The purpose of the ORANGE COAST IBM PC USER GROUP is to provide a forum for members to share information and experiences that will help other members obtain maximum benefit and enjoyment from the use of their IBM PC and compatible personal computers.

TRADEMARKS

The mention of the names of various products in this publication without indication of Trademark or Registered Trade Mark status does not imply that these products are not so protected by law.

Advertising Rates	
Full Page	\$150.00
Half Page	\$85.00
Quarter Page	\$50.00
Business Card	\$25.00

ADVERTISING POLICY

Members are allowed to place an advertisement for personal items in the **README.DOC** newsletter at no cost. There will be a limit to the amount of advertising placed in the newsletter. All submissions will be placed on a first come, first served basis.

Commercial advertisements, from members and others, are also welcome. For information concerning advertising rates and requirements, contact:

Harv Haight, Advertising Manager, OCIPUG, P. O. Box 1589, Costa Mesa, CA 92628.

README.DOC

Newsletter Staff:

Publisher	Stephen C. Burnside	758-8957
Editor	Jean Stevens	644-1017
Production	Sunny Lockie	644-0103
SIG Guide	Richard Villa	841-6991
Advertising	Harv Haight	546-0820
Past Editor:	Tom Sutro	1985-1987
Past Publisher:	Steven Dela	1987-1989

Production	Contributors
Steve Burnside	Stephen Burnside
Sunny Lockie	John Goodman
Richard Villa	Harv Haight
Rac Hark	Rac Hark
	Dick Lewis
	Bob Ottke
	Michael Springer

Camera ready copy produced with:
80386-33 **WORD-tek**
HP Laserjet III
Pacific Page Postscript
Ventura Publisher 2.0
Corel Draw

Printing by Champion Graphics
3303 West Warner Ave.

Santa Ana 92704 (714) 434-0650

README.DOC is published monthly. A subscription is included with all paid memberships in the Orange Coast IBM PC Users Group.

Address all inquiries, editorial copy, advertising and address changes to:

README.DOC
P. O. Box 6100-211,
Costa Mesa, CA 92628

GUIDELINES FOR README.DOC ARTICLE SUBMISSIONS

All items submitted for publication are subject to editing. We reserve the right to refuse any material submitted for publication.

Send all submissions to the Editor, on or before the deadline listed below, using one of the following formats:

1. **UPLOAD** to the Bulletin Board indicating the format by extension, such as: ASCII.TXT, MSWord.WRD, WordPerfect.WP.

2. 5 1/4" **DISK** mailed to the Editor in time to meet the deadline.

DEADLINE FOR ALL SUBMISSIONS WILL ALWAYS BE 6 PM ON THE SATURDAY FOLLOWING THE GENERAL MEETING.

General Meeting Report

Harv Haight

After a welcome to new members, President John Goodman moderated the scheduled Random Access.

Major items: (1) Extra prompts during bootup: possible add-ins from word processor; try "type autoexec.bat." (2) Which upgrade? 286 or 386 motherboard: 386SX gets most 386 benefits for \$100 more than 286. (3) How do hard drive MFM, RLL, SCSI, IDE, etc., technologies relate to SPINRITE operation? Full answer to wait for Gibson, but all features of SPINRITE apply, except level-4 reformat. (4) In loading large files to WordPerfect 5.0, random characters are corrupt, and keyboard may lockup (10 Mhz AT clone): may be string of slow RAM chips; best bet, call WordPerfect "help" line for straight answers. (5) Any problems installing 1.44 MB, 1.2 MB, 360 K, and Colorado tape backup (which requires floppy controller)? If hard drive called out as C, other drives are A, B, D, and E. May not need tape drive designator; new Colorado boards "ride" on B drive. (6) With WINDOWS 3.0 on a 386 in enhanced mode, no direct screenprint; also can non-WINDOWS application in window be routed to print manager? No answer from John, Richard Villa, or anyone else; may be a public domain solution on OCIPUG RBBS, little hope of an answer from Microsoft. (7) A VDISK problem reported by Bob Ottke led to a general discussion; Gary Saxer offered a post-meeting solution at 213-396-3904. (8) With 25 MHz 386, CMOS setup sequence cancels erratically: reseal all chips, check backup battery voltage after reinserting (carefull!), put setup sequence on floppy for quick reload.

Greg Ewald from Digital Research next demonstrated features of DR DOS Version 5.0. DR DOS was introduced in May 1988 as an OEM-only product, especially in ROM for use with laptops. Version 5.0 is available from distributors.

With DR DOS an extensive setup utility automatically creates an optimized AUTOEXEC.BAT and CONFIG.SYS on the basis of simple menu choices. It can be rerun at any time. Both files can include multiple options available at boot-up. MemoryMAX works with 386 and i486 units, as well as with 286 units using Chips & Technologies NEAT or LEAP chip sets. MemoryMAX moves the operating system core, as well as DOS buffers, drivers, network software, and TSR programs into memory between 640 and 1024 Kbytes, freeing as much as 620 Kbytes for running RAM-hungry applications. ViewMAX is a graphical DOS shell based upon Digital Research's GEM interface. FileLink is a transfer utility similar to the popular LapLink program. A DR DOS TSR command-line history utility works like the NDE Norton DOS Editor, to bring back previous entries for accuracy or speed in reentry. DR DOS has a highly sophisticated password system for all levels.

Digital Research offers toll-free unlimited customer support. List price of DR DOS is \$199; with forms given out at the meeting, OCIPUG members can get DR DOS for \$65.95 plus \$5 shipping and handling.

After various announcements prior to and after break, Gary Saxer from Quarterdeck Office Systems gave a lively presentation of DESQview Version 2.3 features. Gary first demonstrated DESQview to OCIPUG at the January 1988 meeting. He emphasized now, the improvements since Version 2.0.

The four programs Gary covered were DESQview itself, QEMM-386 Memory Manager, Quarterdeck Manifest, and QRAM.

With only 640 Kbytes of RAM, with DESQview you can open as many programs as you want, but only those programs which fit into 640 Kbytes are running; others are immediately ready in virtual memory on the hard drive. With EMS4 expanded memory boards, true multitasking can be done on an 8086, 8088, or 80286 machine. With a 80386 machine, using QEMM-386, DESQview can do true multi tasking using standard 386 memory boards. DESQview uses special "loaders" to run, in background or windows, programs that write directly to the screen. QEMM-386 also lets you load TSR's, device drivers, and DOS resources into unused memory between 640 and 1024 Kbytes, so that core memory is burdened by 85 Kbytes or less.

MANIFEST tells all about your hardware configuration, your DOS version, your AUTOEXEC.BAT and CONFIG.SYS files, whatever memory you have, and even how best to utilize it. QRAM works only with the correct hardware, compatible with EMS4 or EEMS; if you have it, QRAM will manage efficiently, memory between 640 and 1024 Kbytes, EGA/VGA video memory, and extended memory. Its optimize feature changes AUTOEXEC.BAT and CONFIG.SYS files to add as much as 96 Kbytes to core memory.

List prices are DESQview \$129.95, QEMM-386 \$99.95, Manifest \$59.95, and QRAM \$79.95. Street prices are appreciably less.

OCIPUG thanks Digital Research and Quarterdesk Office Systems for the software donated for the raffle. Winners are listed elsewhere. ■

WISHFUL THINKING


Dick Lewis

Heaven, according to my favorite definition, is a place where the British run the constabulary, the French do the cooking, the Germans make the automobiles, the Swiss run the banking system, and the Italians make love.

In Hell, conversely, the cooking is British, the cars French, the cops German, the bankers Italian. And the Swiss make love.

Translated to the PC world, my paradisaical vision goes something like this: architecture by Hewlett-Packard or Techtronix; chips by Motorola; and operating systems by Borland. All of this would be part of an industry-standard grand design, defined and maintained by, say, ANSI (and perhaps IEEE, et al — you get the idea?) Critical decisions would be made by engineers and programmers, not marketing VPs. The result: PCs with the logic of the metric system, instead of the current 'briar patch' state of affairs.

Fantasy is one thing, reality another; what happened yesterday is a done deal, as Jim Lehrer would say. But it doesn't have to screw up tomorrow. With this in mind, I offer a personal view of the PC's evolution: the course it could have followed but didn't; the heavies who called the shots; and some uplifting suggestions.



I also have my biases about competition, 'level playing fields,' and the marketplace. The latter, I think, is a two-way street: I have no problem with the other guy

making a buck, provided that he offers a decent product, and doesn't try to corner the market or skewer the competition. Treating the customer like a customer is another must. And how do IBM, Intel and Microsoft measure up to these criteria? In my opinion: Poorly. To the reader who disagrees and finds his blood pressure on the rise: stop now; to the reader who disagrees but likes an argument: read on.



First take the sheer dour which IBM, Intel, and Microsoft have in shaping the PC: No matter what they do, the rest of the industry, for the most part, follow in lock step. I'm as unhappy with this, in principle, as I would be living in a town with only one newspaper. Fortunately, the EISA consortium (Compaq, HP, NEC, AST, et al) have given us an alternative to IBM's MicroChannel architecture. Translation: we don't have to trash our old circuit boards just because IBM would like to sell us new ones. Digital Research has several alternatives to DOS, and QuarterDeck's pending DESQview/X is poised to take on WINDOWS 3.0. May all their tribes increase.

So far so good. But good enough? Intel has a lock on microprocessors for the PC; they haven't even licensed other companies to produce the later versions. The 80x86 evolution is curious, too. Consider what Intel could have done, starting with the 286: kept the addressing regimen of its predecessors, but expanded

the general registers to 32 bits. This would have provided the functional equivalent of a 32-bit 'real' mode: access to 4096 unsegmented megabytes of memory. Forget expanded memory, extended memory and all the rest. Just memory, pure and simple — 4,294,967,296 alluring bytes of addressing space.

Moreover, a single program running in this 'environment' could make DOS and BIOS calls at will, write directly to screen memory, access I/O ports, etc. — without ever having to switch between 'real' and 'protected' modes. The latter would be available to programmers for multitasking applications, but they wouldn't be forced to use it simply to reach beyond megabyte one. The 'KISS' advocates (keep it simple, stupid) would be ecstatic.

So why couldn't Intel have taken this route — or something like it? For openers, there wasn't any competition nipping at their heels. Moreover, it probably would have occurred to them that this tremendous memory pool would be available from within the existing DOS environment. No need to run OS/2. Or WINDOWS. AboveBoards not required. Now observe that, while extended memory made its debut in 1982, Intel's 286, 386 and 486 architecture make it virtually useless to real mode programs running under DOS. Hmmm....



CONTINUED ON PAGE 5

WISHFUL THINKING
CONTINUED FROM PAGE 4

Here's another aspect of the dout issue. Microsoft's WINDOWS 3.0 promotion blitz isn't aimed only at Joe Sixpack; OEMs (Zenith, for one) have announced that they'll 'bundle' WINDOWS with their new computers. Ergo, you'll get it — and pay for it — whether you want it or not. And what about the 'bundle' itself? In his mixed review, *Windows 3.0 May be Neat... but OS/2 is Even Better*, (PC Magazine Sept. 11), Charles Petzold had this to say: "Microsoft has publicly stated that WINDOWS will never support a 32-bit linear architecture." Further on, he adds "...WINDOWS remains a dead end for the long term" and "...it will forever be 16-bit segmented software. So it will never be able to take full advantage of future hardware developments." (If you didn't already know it, Petzold authored *Programming Windows*, published by — guess who? — Microsoft Press.)

Finally, consider the inherent quality of DOS and OS/2. Bugs, quirks, and undocumented functions have been fixtures on the DOS landscape from the beginning. OS/2 is a massive, something-for-everybody operating system; programming for it is a nightmare. According to Ray Duncan (*Extending DOS*), porting Excel to OS/2 was a two-year project. And whereas the 386 has been out since 1986, there's still no 386 version of OS/2. That isn't due until sometime next year.

In my view, the current crop of PCs reflect the chaos of the marketplace. Aggressive competition for market share is healthy; grab-it-all shenanigans aren't. Can the next generation of PCs break out of the IBM-Intel-Microsoft hamerlock? Some suggestions:

1. An assessment by the Justice Department. Is the 'playing field' really level — or tilted in favor of the major players?
2. Strong moves by the EISA consortium, which now represents some 50 companies. They could kick in a few doors if they really

tried, and have something to say about tomorrow's PC.

3. A change in the law, a test case or whatever — which would hold software companies accountable for bugs in their products.

4. The outright purchase by EISA of the rights to DOS. They could clean it up and document it fully.

5. A no-frills, protected-mode version of DOS. Something for Digital Research or Software Link to consider, if they haven't already.

6. An Intel-compatible processor with optional 32-bit real mode addressing. AMD? NEC? Chips and Technology?

Wishful thinking? Probably. But I hope I live to see the day.



GARDEN OF EDEN

Computers and Software

CORPORATE & SCHOOL P.O.'s Welcome

Business & Educational Software since 1982

Printer Ribbons—All Colors—Lowest Prices... Cables, Diskettes and Accessories

OCIPUG MEMBERS PRICES

Q-Ram with Manifest	59.95
Spin Rite II (Hard Drive Diag.)	64.95
PageMaker 3.0	499.95
M/S Mouse w/Windows 3.0	169.95

Canon LBP-4 Laser Printer
300 dpi, 512k & 25 Scaleable Fonts **\$860**

2400 Internal LapTop Modem	159.95
Word for Windows	299.95
Corel Draw vers. 1.2	329.95
Handy Scanner 3000 Plus	189.95
Money Matters	69.95
PathMinder vers. 4.11	79.95
Okidata 390 Plus (24Pin LQ)	499.95

COMPUTER SIGNAL PRODUCTS



intel 386 SX
A Zillion Percent Better

386 SX from	749.95
386-25MHZ	1039.95
386 25 MHZ with 64k Cache	1199.95
386 33MHZ with 64k Cache	1739.95

Hard Drives and Video Extra

386 SX, 1 Meg, 29 VGA, 1.2FDD, 40 Meg HDD, 101 KB
\$1483.00

SAME LOCATION SINCE JULY 31, 1983 ... 7 YEARS ... 2 MONTHS

!!! We Match all **SOFT WAREHOUSE** software prices !!!



If you can find a lower price
GARDEN OF EDEN
WILL BEAT IT
Full details in our store

714-841-4994

Fax: 848 1399
Se Habla Ingles!

16485 Magnolia St.
Westminster, 92683
1 BLOCK No. OF 405 FWY



Soft Warehouse, IBM, Intel and Signal are Reg. TM's

9 AM - 8 PM MON-FRI. 10 TO 8 SAT

At last we have an authoritative answer! Before explaining when to SHARE and when you don't have to, I must give some background information.

A couple of months ago, during the "Random Access" question and answer period at the General Meeting, a couple of questions were asked for which no one present had an answer. Since they were about some mysterious pronouncements by Microsoft, I asked our local Microsoft Systems Engineer, Brent Ethington, to research them for us. This article contains his answer to one of them.

With the introduction of versions 3.0 of PC-DOS and MS-DOS we got a new external command, SHARE. The documentation for SHARE spoke of using it if you were operating on a network and wanted to enable different users to access the same files. SHARE would enforce letting only one of them at a time change the file's contents. This is called file or record locking.


SHARE does that and more. One other function of SHARE is to help protect against possible corruption of a diskette's contents. If you are using an AT or a PS/2 computer, it's hardware probably supports something called the "change line" on the diskette drives. This is an electrical signal telling the computer each time you open the drive door to change diskettes. Even though all disk drives have this wire, PCs and XTs ignore it.

Of course you should never change diskettes in the middle of saving a file to a diskette. If you should do so on an XT you probably will mess up both the diskette you took out and the one you put

volumes had to be no larger than 32 MB.) With DOS 4.0 it became possible to have up to 500 MB in a single logical volume. Microsoft calls any volumes greater than 32 MB "large media."

When to ...SHARE

John Goodman



in. On an AT or a PS/2 the computer hardware will notice that you have changed the disk, but most versions of DOS still ignore that fact. With SHARE loaded on an AT or PS/2, DOS will not just notice the change. It will stop saving the file and prompt you to put back the original diskette.

SHARE got a new job starting with DOS version 4.0. Prior versions of MS-DOS only knew how to work with logical drives up to 32 MB in size. (A logical drive is what DOS labels with a letter from A to Z. If you had a large hard disk you could divide it up into multiple volumes using DOS 3.3, but still each of those

You can load SHARE by including it as a command in your AUTOEXEC.BAT file. Starting with DOS version 4 you have another option. You can use the INSTALL command in your CONFIG.SYS file.

When you boot DOS, version 4, on a disk that is larger than 32 MB, if you don't have SHARE loaded from your CONFIG.SYS file you will see a message that reads: "Warning. SHARE should be loaded for large media."

Seems clear enough, doesn't it? There is no hint of why you should load SHARE, but it tells you unmistakably that you should. All law-abiding

DOS users follow directions. Sure. Many DOS users said to themselves, "SHARE is for networks. I am not using a network. I don't think I will bother loading SHARE."

They were not simply being difficult. They had a serious concern. Version 4 of DOS is a lot larger than any previous version. If you were experiencing "RAM CRAM" before, as many of us were, things only got worse with the new version of DOS. To have to load SHARE and lose yet another 6 kB of that most precious first 640 kB of RAM seemed intolerable. Especially since no one could tell us why it was necessary.

This is why many folks have been running DOS 4.x for many months without loading SHARE, despite that stern warning message. Many of them also have felt a bit fearful, wondering what bad thing would happen to them, and when, because of this choice.

At last we have the answer. Now we can know when it is safe to ignore that message and when it is not. Well, we have the information necessary to make that determination, though many of you may find the answer less than helpful. (Sorry to keep you in suspense even a few moments longer, but I have to explain another concept before the answer will make any sense.)

A part of the job of DOS is to keep track of the files that it is currently accessing on a disk drive. It does this in one of two ways. The old fashioned

way, which is a direct copy of how things were done in the previous operating system, CP/M, is called using a File Control Block. The new way is called using a File Handle.

File Control Blocks (FCBs) are small tables of information about a file, telling what its name is, where it is on the disk, and where in the file DOS last read from or wrote to the file. The FCBs for each application program are located within the memory assigned to that program. The size and structure of an FCB is fixed, independent of the version of DOS. It does not provide a means of accurately specifying where a file is on a disk volume larger than 32 MB.

File handles, on the other hand, are similar structures located deep inside DOS. It can make them whatever form it wishes. The form does vary with the version of DOS. Version 4.x has a form that supports access to files on large media.

An application can be written using FCBs or using file handles. The choice is up to the programmer. Since the file handle method is much more powerful (in several ways), almost all modern programs use file handles exclusively. Only old-fashioned programs use FCBs.

Loading SHARE adds to DOS special support for those old-style programs that use FCBs, making it possible for them to work on large media. There! That is the reason one is advised to load SHARE for large media.

This answers one question, only to raise another. How do I know if any of my application programs use FCBs? Microsoft's official answer to that question is less than wonderful. They say there are three ways: (1) Ask whoever wrote the program. (2) Disassemble the code, looking for INT 21h FCB-type function calls. (3) Write a TSR that will intercept all INT 21h interrupts and report any use of an FCB type function.

Did you understand that? Do you believe it is practical to suggest every user contact the authors of all the programs they use? Who among us could hope to use either method (2) or (3)?

So for now, the only answer in a practical sense for most of us is this rather unsettling one: Try not using SHARE and see if anything goes wrong. If you trash the files on your disk, you were using a program you shouldn't have, without loading SHARE first.


Can we have a better answer? You bet. Probably at least one of our readers could follow step (3) and write the needed TSR. Please do. Then upload it to our BBS so all of us can use it. To be useful it must be much smaller than SHARE (which takes about 6 kB of RAM). If we load the new TSR instead of SHARE it could stop DOS from doing something dumb, or at least tell us when it does.

Next month I will describe the other question Brent researched for us and give you his answers to it. ■


August Raffle Winners

WINNER	#	PRIZE	DONOR	VALUE
Dale Budlong	1216	DR DOS	Digital Research	\$199.00
Peter Sivgals	836	Manifest	Quarter Deck Office Systems	\$ 59.95
Steve Granda	667	DR DOS	Digital Research	\$199.00
Allan Foodym	740	Desqview 386	Quarter Deck Office Systems	\$219.90
Eric Kaas	1745	DR DOS	Digital Research	\$199.00
Roger Richardson	1497	Manifest	Quarter Deck Office Systems	\$ 59.95
Tom Tom	1289	DR DOS	Digital Research	\$199.00
J. Donald Franklin	975	Desqview 386	Quarter Deck Office Systems	\$219.90

COMPUTIMES by Rac Hark



Marvin Cornfeld, new man in QA, prepares to burn in his first batch of computers.



DOS AND LANGUAGES SIG

Kevin Moser

Our SIG leader Cyrus Askari welcomed attendees to the August meeting. He indicated the program would be directed at hard disk management based on interest expressed at the previous meeting. He introduced John Goodman, Club President, and SIG Guru for this meeting. John called for pertinent questions from those present – and then distilled and grouped these queries into related topics. (One subject, concerning installation of application programs on hard disks was deferred when the member most interested had to leave at half-time.)

BUFFERS, CACHE, and FASTOPEN were the first group of subjects, which John discussed in some detail. All relate to use of small allocated amounts of RAM to enhance overall performance. DOS reads from, and writes to a disk, one sector at a time. Information enroute to or from a disk is placed in an area of RAM – the **BUFFER**. Each buffer is 528 bytes (one sector plus 16 bytes). The number of buffers is set in **CONFIG.SYS**; the maximum number is 99. RAM assigned for buffers can be used for no other purpose. A bottleneck develops when the number of buffers is inadequate to

facilitate information transfer to and from the disk. Programs which use random data transfer to different parts of a file require a larger number of buffers than those which transfer data sequentially. Too large a number of buffers not only wastes valuable RAM, but since polling of each buffer takes time, performance of the system is degraded. The number of buffers may be optimized by trial and error: start with about 20. Operate the system. Increase the number incrementally until operation becomes sluggish and then reduce the number for best performance.

The **FILES** statement in **CONFIG.SYS** is quite distinct from **BUFFERS**. It simply states how many files DOS may have open at one time. Default is 8, of which 5 are used by DOS. Some programs, such as data bases, normally require a large number. While the number of files can be set to fit the program to be run, there is no diminishing return in setting too large a number of files.

CACHE techniques also employ designated RAM to hold data awaiting use elsewhere in the machine. There are two broad categories of **CACHE**. The first and fastest, memory cache, is situated between the CPU and RAM of some fast 80386 machines. This cache is a small (32K - 128K), very fast (and expensive) bank of static RAM, which holds and transfers for use and re-use data between the very fast CPU and slower RAM. The second category is the disk cache. Caching software identifies an area in RAM where data from a disk is placed

for use and re-use and returned to the disk. Since RAM is accessed at computer speed, programs which must access stored data repetitively, run many times faster from a cache than would be possible if this data were accessed each time from disk. Some cache programs can use extended or expanded RAM. The number of buffers may be sharply reduced if **CACHE** is used. John recommended **PC-Kwik** as a good cache program. A sub-category of the disk cache is hardware cache which places RAM either on the controller or on the drive, and operates independently of other cache.

FASTOPEN is an external DOS program which utilizes a small portion of RAM to store information about FAT and Directory Table in order to speed up access to a stated number of files located on a specified disk. **FASTOPEN** first appeared with DOS version 3.3 as an executable file; provision is made in DOS version 4.0 to write **FASTOPEN** into boot-up configuration as a line in **CONFIG.SYS**. It should be noted that saving of time is minimal and danger to data integrity is possible. Use with caution!

The second broad subject dealt with the various kinds of hard disk controllers. Without going into great detail John described the difference between **MFM** and **RLL** information encoding. Using fewer clock pulses **RLL** records more data on the disk, but is more demanding of the quality of the disk drive and poses a greater problem in emergency data recovery. The **ESDI** interface supports a greater number of sectors per track, hence transfers more information each revolution. The **SCSI** interface requires some controller functions to be embedded on the disk drive.

A question on RAM usage in

networks brought out a short discussion of two types of local area networks: peer to peer and hierarchical or "server." Software policies conflict over simultaneous access to data from different users. Access may be limited by file locking or record locking. In the latter type the server acts as a librarian for workstations. Peer to peer LANs feature PCs hooked together; each may have a hard disk and each may "publish" a portion of files which all other PCs can access. RAM used to run a program on a network is located in whichever computer is actually running the program.

Next came a discussion of SPINRITE and sector interleave. John briefly covered the geography of a hard disk, the low level format, what interleave is, and how it affects the speed of operation of the system. He then described how SPINRITE performs a low level format, changes interleave, tests and locks out defective sectors (or detects sectors formerly recorded "bad" and now found to be good), all without destroying data. This entailed a short discussion of how DOS stores the Error Correction Codes (ECC) with data, and how SPINRITE manages to get behind DOS to carry out its work. SPINRITE is incompatible with a few controllers and a few drives, and will not work on a non-DOS disk. It does give excellent assurance that all readable data is intact and preserved on sound sectors on a disk with optimal interleave.

At the break there was a short discussion of the pros and cons of three popular disk maintenance utilities: MACE UTILITIES, NORTON UTILITIES, and PC TOOLS. It boiled down to personal preference, and perceived value for the money.

Next came a discussion on the


meaning of the single "%" sign and the double "%%" sign in batch files. Michael Springer was present. Since he had conducted the recent Trees and Batch Seminar, John referred this subject to Michael, who began by comparing batch files to DOS commands executed a line at a time. He explained the use of the single "%" used as replaceable parameters in batch files and as environmental variables with the SET command. The double "%%" is used with the "FOR...IN...DO" batch file command. The DOS batch file interpreter disregards the first "%" in this instance.

Effective management of hard disks entailed a discussion of partitioning, optimization, and back-up strategies. John explained the reasons for the 32MB size limitation of hard disks up until the advent of DOS 4.0. It was caused by a limit to the number of sectors DOS could recognize on a logical drive partition. Any drive physically larger than 32MB could be employed only if divided into partitions of less than 32MB. DOS 4.0 has broken through the 32MB barrier. This is desirable for some programs which require very large partitions in which to operate. It makes it possible to place all files on a very large drive. There are drawbacks to this strategy. The outsize number of files on a single drive may be confusing and the tree structure extremely long. Access time for the heads to sweep the entire drive is greater than if only one partition were swept. Michael noted that he placed only data in one partition, and located programs in a different partition. This simplifies defragmenting and backup. Periodic defragmenting and optimizing drives by means of NORTON Speed Disk, or its counterpart among utility

programs mentioned above, is useful for efficient operation. In addition to defragmenting, these utilities permit the physical relocation of sub-directories on the disk for even greater speedup.

John stressed the need to devise a workable back-up strategy and to stick with it. He mentioned the availability of commercial back-up programs. Use of DOS BACKUP and RESTORE was not recommended. Streaming tape back-up systems offer convenience at some expense, and should not be regarded with confidence until every bit, in every backed-up file, has been checked against the backed-up material. Floppy back-ups are generally reliable. Regardless of the choice of means and media for back-up, a sound strategy must include regular periods for backing up data, and preferably making two copies of each back-up, one of which is to be stored at a remote location. A back-up must begin with a complete copy of all data, setup and batch files. Thereafter the data must be backed-up periodically by either incremental or differential procedures. The incremental back-up copies every file in which the archive bit has been changed. The differential back-up copies everything dated after the last complete back-up. John finds it convenient to store sequentially numbered floppy back-ups in segmented boxes and keep track of their contents by means of CATDISK.

Next meeting: Batch Files. ■



Orange Coast IBM PC User Group SIG GUIDE

*A Calendar of Meetings & Events
published by Richard Villa*

For more information on membership, write to OCIPUG at PO Box 6100-211,
Costa Mesa, CA 92628. Call Voice - **714/843-2048** or BBS - **714/843-0388**

	SUN	MON	TUE	WED	THU	FRI	SAT	
S E P	30	1 OCIPUG Board Meeting 6:30 PM	2 Spreadsheet	3 DesktopPub/ Windows 3.0	4 Modem	5	6 New Users 9 AM ----- DOS 1 PM	
	O C T	7	8 WordPerfect	9 Database	10	11 CAD/ Graphics	12	13 OS/2 1:15 PM
		14	15 Genealogy	16 BBS ----- DataEase	17 Investors	18 Corel Draw/ Ventura 6 PM @ Computer City	19	20
	N O V	21	22 MS Word	23 Personal Finance	24 Q & A	25 Hardware	26	27 9AM - OCIPUG General Meeting O.C.C. Science Hall
		28	29 OCIPUG Board Meeting 6:30 PM	30 Real Estate 8 AM	31			

**All Special Interest Groups (SIG's) are held from 7 PM to 10 PM
at our SIG SPACE, located at 17632 Metzler Lane, Suite 211,
Huntington Beach unless otherwise listed.**

OS/2 2ND SAT

SIG Leader: Dave Lorenzini 714/751-9262

Come learn about what OS/2 is all about and what this new operating system can do for you. **At the October meeting Steve Schiffman will continue a review of OS/2 shareware utilities. Bill Phillips will demonstrate dual boot without giving up HPFS.**

PERSONAL FINANCE 4TH TUE

SIG Leader: Max Lockie 714/644-0103

This SIG discusses the various financial packages for the PC. **At the October meeting we look at Intuit's new version of Quicken 4, showing its new features.** Please come with your questions.

Q & A 4TH WED

SIG Leader: Terry Currier 714/774-2018

Come and learn about this popular database and word processing program. **At the October meeting, a representative from Symantec will be making a presentation of Q&A 3.0.**

REAL ESTATE LAST TUE

Contact Person: Kent Pierce 714/536-0271

Contact Person: Tom Suto 714/754-7045

Jointly sponsored by OCIPUG and several local Boards of Realtors, this is one of our largest SIG's. Check the HOT-LINE for the topic of the month. (Coffee at 7:30 AM)

Newport Harbor - Costa Mesa Board of Realtors Boardatorium, 401 North Newport Blvd., Newport Beach.

SHAREWARE 2ND SAT

SIG Leader: Bonnie Ulanovsky 714/646-5230

The Shareware SIG will NOT meet for this month. See you in the fall.

IMPORTANT TELEPHONE NUMBERS

Public Bulletin Board (BBS) - 714/843-0388

Private Line - 714/843-9248

(Members may access and download files and messages from either line)

Hot-Line-For latest information on meetings and events - 714/843-2048

SPREADSHEET 1ST TUE

SIG Leader: John Alesi 714/770-1130

Designated Guru: Neil Carman 714/964-1901

This group covers Lotus 123 and other popular spreadsheet programs, including shareware products, for both beginners and advanced users. **Check the HOT-LINE for the topic for October.**

WORD 4TH MON

SIG Leader: Winston Jewson 714/544-4330

Microsoft Contact: Dave Lorenzini 714/751-9262

Microsoft Word 5.0 is a powerful and popular word processing package. **At the October meeting we will demonstrate the use of Word's file saving formats (Word, ASCII, text only, rich text format), & using the family of transfer commands (load, save, etc.).**

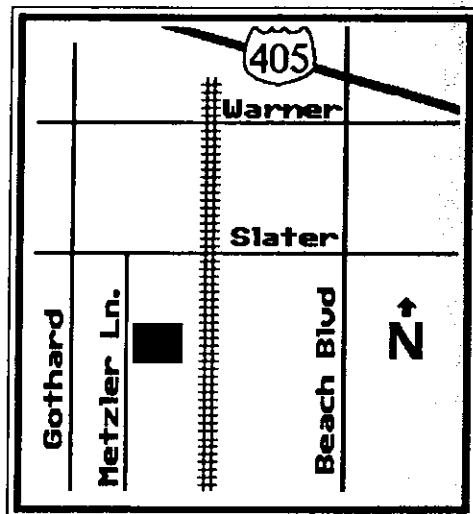
WORDPERFECT 2ND MON

SIG Leader: Susan Novak 213/594-4144

Contact Person: Ben Swanson 213/865-4555

Come and learn about this popular word processing package. **At the October meeting we will discuss styles.**

SIG SPACE



**17632 Metzler Lane, Suite 211
Huntington Beach**

WANT TO START A SIG? CONTACT THURMAN WADE AT 846-6067

BBS **3RD TUE**
 SIG Leader: Bob Ottke 714/759-1515
Monthly work party on the BBS. Meet in office area of SIG SPACE.

CAD/GRAPHICS **2ND THU**
 SIG Leader: David Carroll 714/775-3130
 Designated Guru: Dave Lorenzini 714/751-9262
 This SIG covers hardware and software products in both computer aided design and graphics. **At the October meeting we will demonstrate & discuss input devices including mice, digitizing tablets, light pens & touch screens.**

COREL DRAW/VENTURA **3RD THU**
 SIG Leader: Steve Burnside 714/758-8957
 Asst. SIG Leader: Sunny Lockie 714/644-0103
 This SIG will cover intermediate and advanced topics relating to both *Ventura Publisher* and *Corel DRAW!* **Topic for the month of October will be *Ventura Publisher 3.0* for both *GEM* and *Windows 3.0*. Please come with your questions. Meeting Start at 6 PM.**

Computer City/Graphix Zone, 7901 Garden Grove Blvd., Garden Grove

DATABASE **2ND TUE**
 SIG Leader: Bob Schmiedeke 714/536-1178
 This SIG discusses various database programs, specializing in *dBASE*. **Check the HOT-LINE for the topic for October.**

DATAEASE **3RD TUE**
 Co-SIG Leader: Bill Ulrich 714/721-1371
 Co-SIG Leader: Dick Barker 714/639-2865
 This SIG covers *DataEase*, a 4th generation application development language. **Check the HOT-LINE for the topic for October.**

DESKTOP PUB./WINDOWS 3 **1ST WED**
 SIG Leader: Richard Villa 714/841-6991
 Asst. SIG Leader: Steve Burnside 714/758-8957
 This SIG covers software for the new *Microsoft Windows 3.0* during the first half, and specializes in *PageMaker* and other advanced topics in the last half. **At the October we will begin our presentation of the new font technology for *Windows* with a demonstration of *Bitstream's FaceLift*.**

DOS and LANGUAGES **1ST SAT**
 SIG Leader: Cyrus Askari 714/960-1523
 Designated Guru: John Goodman 714/895-3195
 Come to this group to learn more about how your PC works and how to get it to do what you want. This SIG is about the program you use everyday: *DOS*. Also about languages (e.g. *BASIC*) & other system issues. **At the October meeting Michael Springer will discuss programming in *BASIC*.**

GENEALOGY **3RD MON**
 SIG Leader: Stan Sabin 714/968-7307
 For beginners to experts. If you know a little about Genealogy or alot this SIG is for you. **Part 1 - Using your computer to convert names and dates into YOUR family history. Part 2 - Tips and tricks with P.A.F.** Everyone welcome!

HARDWARE **4TH THU**
 SIG Leader: Bob Basaraba 714/733-3310
 This SIG is one of the most popular, judging by the strong attendance. **Come to the October meeting and we will continue the design of a 16-bit micro-processor. All will be revealed!**

INVESTORS **3RD WED**
 SIG Leader: Dan Jacobs 714/675-5895
 Designated Guru: Joe Farber 714/642-6993
 Explore the world of computer-aided investing. **The October meeting features an open forum on *Metastock Pro*, the popular technical analysis & chart building program for stocks, options & commodities.**

MODEM **1ST THU**
 SIG Leader: Rich Sabin 714/968-3539
 Reach out and access the whole world of information through telecommunications. **Check the HOT-LINE for the topic for October. Come and random access with us.**

NEW USER/NEW MEMBER **1ST SAT**
 SIG Leader: John Lunsford 714/995-0947
 This is the best SIG to attend first. The meetings run on a 4-month cycle and this month is number **TWO** in the cycle. You may start at any point in the cycle.

ATTEND A SIG MEETING THIS MONTH - FIND OUT WHAT'S HOT!

Saturday September 29th, 1990 - 9:00 AM to Noon

**GENERAL
MEETING**

Microsoft Windows 3.0 Road Show

Demonstrations of Word for Windows, Excel, and Powerpoint

Lotus 1-2-3 Release 3.1

Spreadsheet Publishing

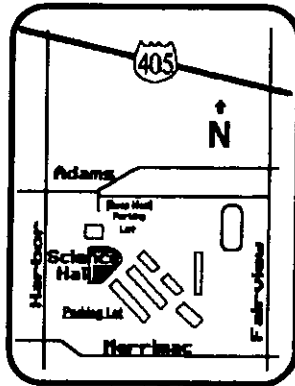
◆→ **8:40 to 9:00 AM - Random Access!**

**MEETING
LOCATIONS**

**Orange Coast
College**

Costa Mesa
2701 Fairview Rd.

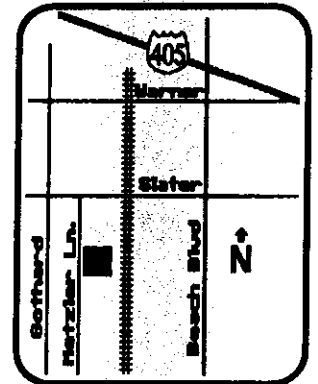
General Meeting:
Science Hall (next to
Chemistry Bldg.)
Parking in campus lots
available off Adams or
Memmac.



SIG Space

Huntington Beach
17632 Metzler
Lane, Suite 211

SIG Meetings:
Take elevator to 2nd
floor.
Parking in lot or on
street



**MEMBERSHIP
INFORMATION**

Orange Coast IBM PC User Group (OCIPUG) was formed in 1985, and has become one of the largest and most respected User Groups in the country.

OCIPUG, a non-profit corporation, is an all-volunteer organization which provides PC enthusiasts with an opportunity to gain knowledge and gives assistance to those who need it.

Membership includes:

- ✓ subscription to README.DOC, the monthly newsletter published by OCIPUG
- ✓ discounts on Public Domain, Shareware and User Supported software
- ✓ access to the OCIPUG RBBS private telephone line
- ✓ eligibility for monthly raffle at General Meeting
- ✓ free copies of software and publications

If you would like to become an OCIPUG member please call 714/843-2048 and request an application for membership, or write: **OCIPUG, PO Box 6100-211, Costa Mesa, CA 92628-6100.**

OCIPUG SIG GUIDE camera ready copy produced with: *Microsoft Windows 3.0, Aldus PageMaker 3.01 & SoftCraft Spinfont* using an *HP LaserJet Series II* with Pacific Data Product's *PacificPage* PostScript-compatible cartridge. Graphic illustrations by Richard Villa & David Carroll.

SIG Committee Chairman: Thurman Wade - 714/846-6067

Keeper of the Calendar: Richard Villa - 714/841-6991 - Deadline for November Calendar: Oct. 12th

HISTORY OF COMPUTER REPAIRING

Harv Haight

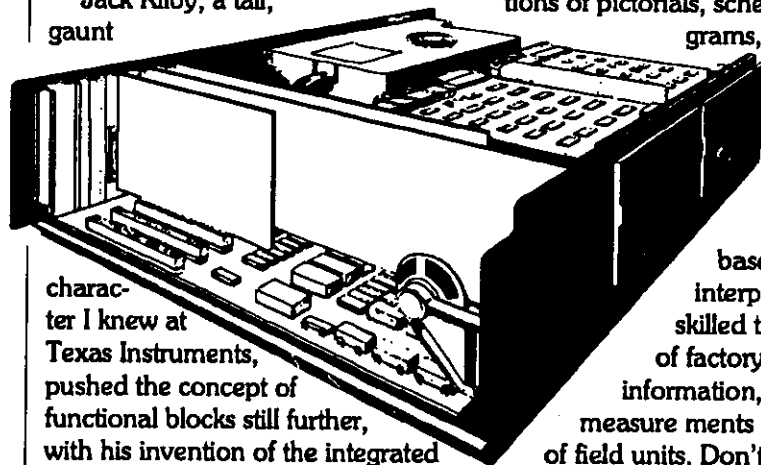
Before I hit my teens, centuries ago, I was an electrical nerd. Back in the thirties, radio tubes were getting fancy and the latest was the cheap AC-DC set with juice going through each tube in sequence. The prime reference was the *Audel Manual*, and schematic diagrams showed components pictured much like today's icons. You fixed a dead set by replacing tubes, checking voltages and resistances, and looking or sniffing (burnt insulation stinks). It took World War II, with the need for an elite cadre of technicians to service comm gear, fire controls, and radar, to change things. By screening out GI-Joes for smarts and mechanical skills, the Army and Navy managed to push thousands through special programs to turn out fair equivalents of an electronic engineer. Some of us are still around, retired from jobs based upon this training.

These programs worked by teaching the concept of circuit elements. A complex design was broken down into functional blocks, reasonably standard from unit to unit, that could be analyzed readily and checked out with such new gimmicks as the cathode ray oscilloscope (CRT). All of these blocks used vacuum tubes, some of them very strange. When the transistor arrived in the fifties, with some changed ground rules, circuit designers quickly adapted these functional blocks and added some others, impossible with vacuum tubes. Up to this time, most circuits were analog, with voltages or currents changing smoothly, without abrupt steps. With magnetic core memories, electromagnetic sorters, and Hollerith cards (you know, those punch cards that say "do not bend, staple, or tear!"), computers were a breed apart. Transistors could switch on or off fast, were small, and were dainty in use of

power. Their advent, figuratively, set the computer industry on fire.

Even with tubes, printed wiring boards had by now become widely accepted. With transistors such a "PWB" could be small enough to be a functional unit, consisting of one or many circuit elements. The bare board could be tested for accuracy of wiring and the assembled board could be checked operationally. Field repair suddenly became an identification of a bad PWB assembly and substitution of a new one, with the bad PWB repaired at a service depot (this technique continues today, especially with a deluge of automotive electronics). With computers, larger, faster, more effective units were marketed in quick succession.

Jack Kilby, a tall, gaunt



character I knew at Texas Instruments, pushed the concept of functional blocks still further, with his invention of the integrated circuit. Instead of a PWB packed with transistors and peripheral parts, a complete circuit element could be fitted upon a silicon chip, perhaps a tenth-inch square. A field repair was possible by replacing an IC, just as the serviceman of the thirties would change a tube. The earlier ICs were digital circuit elements; linear ICs came later. Groups of ICs could make up a computer "sub-system," which could allow operational options. A quick extension of this led to the pocket calculator and the digital watch. Both of these are actually

small computers, with the optional routines permanently in place. When first introduced at husky prices, calculator and watch repairs were feasible; today, repairs other than battery replacement are uneconomical.

Smart engineers at Intel and elsewhere, separated optional routines (or software) and computer functionality (or hardware) in the microprocessor IC. The guy or gal who fixes computers today has to deal with both. IBM and others often supply elaborate manuals, generally either intended for dunces with days to spare, or for PhDs with no need to know. For a long time, Howard H. Sams & Company has supplied "Photo-Facts." These are detailed collections of pictorials, schematic diagrams, voltage and

resistance readings, parts lists and test techniques; they're based upon interpretation by skilled technicians of factory-supplied information, plus actual measurements and pictures of field units. Don't buy them unless you're a skilled technician, although they often beat factory manuals. Notice, I didn't say engineer; many engineers today design at a terminal or give a technician an assignment. This is hands-on bench stuff!

Tab Books publishes some repair books for older CPM computers, such as *Troubleshooting & Repairing Personal Computers* by Art Margolis (1983). Robert C. Brenner's *IBM PC Troubleshooting & Repair Guide*, Howard H. Sams

CONTINUED ON PAGE 12

Ventura 3.0 Versions...more of the same thing.

Stephen Burnside

Ventura 3.0, under the title GOLD SERIES, made its debut in the familiar GEM/DOS environment version, the new Microsoft Windows 3.0 version, called Ventura for Windows, and a network version.

I wish I could say that all the features we Venturaphiles have been longing for were added to the GOLD SERIES versions but this is not the case. Still, XEROX has made things considerably easier on our pocketbooks. They've combined the features of version 2.0 the Professional Extension, which was a separate \$595.00 option, into both the Windows and GEM version.

Professional Extension includes a Table Editing mode, which allows the insertion of tabular material anywhere in a Ventura Chapter. This tabular material can then be formatted in many ways. Table editing mode is much easier to use, and provides much more control over tabular text, than the Tab Settings Dialog Box under the Paragraph Menu. Other features of the Professional Extension include; cross-referencing, vertical justification of text, interactive equation editing, a network server driver, and support for expanded or extended memory.

In the DOS/GEM version, Professional Extension accesses Expanded Memory that allows chapters to be created up to the limit of the available Expanded Memory. The Expanded Memory feature also provides access to the Edco Hyphenation dictionary, which gives much better control of hyphenation than Ventura's internal hyphenation algorithm. This behemoth of a dictionary requires that 1.5 Megabytes of Expanded memory be available in order for the dictionary software to load.

The DOS/GEM version of Ventura 3.0 can run on an XT, AT, or

386. 640K of memory are required for the base program and a minimum of 256K of Expanded memory are required to use the network server feature, and the Professional extension features, not including the Edco Hyphenation dictionary. You will also need a ten-meg hard disk, DOS 3.1 or higher, and a mouse.

The Windows version of Ventura uses the Windows interface and has undergone dramatic changes in the location of menu items. The first thing any Ventura veteran will notice is that the Options menu is missing. The selections, formerly on that menu, are now spread throughout the other menus. This apparently is a concession to maintaining the standard Windows' location for certain features throughout all Windows applications. Another feature missing from the Windows version of Ventura Publisher is the Desk menu that contained the "About Ventura" message. This message display was the gateway to an undocumented, but well-known, diagnostics table that provided very useful information on how Ventura was allocating memory. This is not needed in the Windows environment because one is expected to have enough extended memory available to handle all memory requirements in Ventura. The move of the Update Counters selection from the Chapters menu, to the Edit menu, makes no sense to me.

The Windows version of Ventura, which requires that a minimum of 2 meg of RAM be installed on your system in order to load, does provide some nice features, one of which is the ability to have other programs running at the same time you are working in Ventura. For instance, you could have Corel DRAW! loaded while you are in Ventura for Windows and switch between the two with a few key

strokes or mouse clicks. This gives you the ability to edit a drawing which you want to place in Ventura; however, you are required to reload the drawing in Ventura for Windows in order to have the edited version of the drawing available. Under the DOS/GEM version you would have to quit Ventura, load up Windows, then open Corel DRAW!, edit the drawing, close Corel and Windows, then open Ventura. Certainly Ventura for Windows saves time and effort, but, unfortunately, this is the only time savings you will see. ■

It is much, much slower than the DOS/GEM version. On my 386SX the difference is painfully obvious. Anyone who has used the DOS/GEM version of Ventura will be quite dismayed by the slowness of the Windows version. However, new users of Ventura who start with the Windows version, will certainly not be aware of the speed difference, and thus will probably be happy with VP for Windows.

Another disappointment with VP for Windows is with the cost of the program. The Windows version costs the same as, or even more than, the DOS/GEM version depending on where you buy it. Since a lot of the features that are in VP for Windows, such as printer support, and screen driver support, actually are a function of the Windows environment, it seems to me that VP for Windows could be considerably cheaper. After all, the DOS/GEM version, which, by the way, comes on 15 360K diskettes, or 8 720k diskettes, seems to me to be a lot more expensive to produce than the two 1.2 Meg diskettes the Windows version comes on.

Continued next page

Ventura 3.0 continued

Finally, the biggest disappointment with Ventura 3.0, in all its versions, is the lack of any of the features veteran Ventura users have been longing for. I'm talking about features like spell checking, global search and replace, the ability to copy tags between stylesheets, and better manipulation of imported graphics. Another feature on my personal wish list is a macro facility which would allow you to do repetitive frame designs and other setups that can not be done via paragraph tagging.

In short Ventura 3.0 Gold series leaves a lot to be desired. My advice to users who have the 2.0 version with the Professional Extension, is to save your money and wait to see if Ventura is any better in its next incarnation. You really gain nothing by upgrading. To those who don't have Ventura, the Gold series might be a good buy, since the Professional Extension features are included in all the Gold series versions.

COMPUTER REPAIRING
CONTINUED FROM PAGE 10

& Company, 1986 (\$19.95) is valuable for working with early PCs and XT's, and is not too hard to understand. The most recent one to my knowledge is Scott Mueller's *Upgrading and Repairing PCs*, QUE Corporation, 1989 (\$27.95); this is chockful of information with very few errors and should be in the library of any serious computer enthusiast. ■

CORRECTION

Scott Ellyn of DataEase International points out that DataEase is fully relational database software, and not flat-file, as indicated in the General Meeting Report of June 1990 README.DOC - thanks for the correction, Scott, and for the additional information. ■

FOR SALE

Complete system + software. ALR Pwrflex 386X (6 months left on warranty): 220 watt pwr supply, 1 MB RAM, Seagate ST-251-1 40 MB HD / Western Digital controller, Mitsubishi 1.2 MB and Toshiba 1.44 MB floppies, Packard-Bell 14" VGA monitor with Paradise VGA+ card, BTC 5339R keyboard. Mitsuba 2400 baud external modem. Star LV1210 printer. MSDOS 3.30. Complete CHAMPION business accounting software. ALL cables, documentation, extra texts, paper, etc. Best offer over \$3000 takes all.
PAUL MELLINO, 714-839-6608.

MARGOLIN

DEVELOPMENT COMPANY

PC Consulting for Small Businesses
Complete System Set-ups,
Trouble-shooting
Windows 3 Configuration and
Memory Management
(714)645-5950



Stan H. Sabin



968-7307

ANYWHERE IN ORANGE COUNTY

including

- | | | |
|---------|----------------|---------------|
| ANAHEIM | NEWPORT BEACH | MISSION VIEJO |
| CYPRESS | BUENA PARK | WESTMINSTER |
| IRVINE | HUNTINGTON BCH | SANTA ANA |
| LAGUNA | GARDEN GROVE | FOUNT. VALLEY |

BATCH FILE BASICS

Michael Springer

So far in this series, a real-life batch file example and a general programming technique have been presented. What we need now is information about creating and using a batch file.

Batch files are mostly text with an occasional graphic or control character. Advanced batch file writers may use many graphic characters when creating menu screens. They also may use control characters to set or change the way a printer will operate. The letter, number, symbol, graphic and control characters which go into batch files are entered either directly from the keyboard, or by using the ALT key plus numeric keypad technique.

A batch file consists of a series of commands which for all practical purposes the computer will obey, just as if the commands were typed on the keyboard. All we need to do is save the commands in a file. It sounds simple and really is simple, but there is no tolerance for typographical errors. The method of preparing the file can make the job easy or hard. Oddly enough, the least expensive software is frequently the easiest to use.

Simple batch files can be created with a form of the COPY command. All other batch files should be created with a program that permits full-screen editing (in other words, the cursor can be moved anywhere on the screen and the character under the cursor can be changed).

Text editors save files as text files, exactly what is needed for batch files. Text editors vary in their features from simple full-screen editing, to very sophisticated, 'can't tell it from a word processor,' advanced editing capabilities. Many text editor programs are available as freeware and shareware. TED from PC Magazine and QEDIT, a shareware product, are available from the OCIPUG BBS (look for TED11.ZIP and QEDIT21.ZIP).

Word processors can generally be used for writing and editing batch files, but care must be exercised that the batch file is saved in ASCII or non-document mode. Word processors have the nasty habit of including document format information, printer commands and other 'junk' in regular document files. Such things are great for the word processor but death to a batch file.

Let's create the batch file called PCP.BAT (from July, 1990 README.DOC) by using the COPY command which is built into DOS. There are several ways to have the new file written (saved) to the appropriate subdirectory (assumed to be C:\BAT). We'll do it by making the current drive be C: and the current directory be \BAT. You'll know you are there when the DOS


prompt is C:\BAT. The following lines show the keystrokes that you must type, but not the responses that the computer produces. Don't type the parenthetical remarks. An error on a line must be corrected BEFORE the (ENTER) key is pressed.

```
c:(ENTER)
cd \bat(ENTER)
copy con pcp.bat(ENTER)
    (at this point the
    DOS prompt disappears)
pushdir(ENTER)
d:(ENTER)
cd\comm\procomm\pcplus(ENTER)
set pcplus=d:\comm\procomm\pcplus(ENTER)
pcplus(ENTER)
set pcplus=(ENTER)
popdir(ENTER)
(F6 function key)(ENTER)
    (pressing F6 produces a ^Z
    on screen, the DOS prompt returns
    after pressing (ENTER))
```

Key-in TYPE PCP.BAT(ENTER) to look at the batch file with the TYPE command. The contents of the file will be shown on the screen. Check for typographical errors. If there are any errors, the procedure above can be repeated in its entirety to replace the defective version of PCP.BAT with a new, hopefully error-free version.

Use of a text editor instead of the COPY command will permit you to check and edit the entire file before it is saved. If an error is noticed after the file is saved, the text editor can be used.

Remember that we are working with a batch file that meets the criteria of the situation described in the July 1990 article. The situation on your computer is probably different. You must tailor With the batch file successfully created, simply key-in PCP(ENTER) to start executing the commands in the file. Since no command was included to hide the operation of the batch file, each command and possibly some response from the computer will only a quick flash on the screen. ■



Summary Draft of Minutes of August 27th Board of Directors Meeting

(As submitted by Neil Carman, Sec'y)

BOARD MEMBERS PRESENT

John Goodman, Pres.	Dave Carroll, V.Pres.
Neil Carman, Sec'y	Toni Massoth, Treas.
Robin Clark	Terry Currier
Harv Haight	Sunny Lockie
Richard Villa	

BOARD MEMBERS ABSENT

Paul Curtis, Past Pres.	Jim Petit
Bonnie Ulanovsky	Stephen Burnside

MEMBERS ATTENDING

Preston Hill	Dick Lewis
Richard Sabin	Jean Stevens
Tom Stopl	Thurman Wade

The regular meeting of the OCIPUG Board of Directors convened at 6:50 on August 27, 1990 at St. Andrews Church. The President presided and the Secretary was present.

Approval of minutes of 30 July 1990 meeting and its continuation on 6 August 1990. The minutes were approved with one correction.

Treasurer's Report

Dave Carroll moved to accept the Treasurer's report. Motion Passed. Toni Massoth moved to approve the annual insurance premium of \$1,538.25. Motion Passed.

There has been some unknown and/or unauthorized access to our Post Office Box. Richard Villa moved to change the lock on the PO Box if the cost is less than \$25. Motion passed unanimously.

Budget discussion

Preston Hill presented his budget forecast for the current year. The forecast included actual budget numbers through July 1990 and projected numbers for the remainder of the year. The Board expressed its thanks to Preston for his diligent work. The Board discussed the report.

LaserMaster's permission to sell card we bought from them at discount - Steve Dela Steve was not present to make his report.

Facilities Committee Report

Joe Farber Joe was not present to make his report. Richard Sabin reported that the electrical connections to the new lighting were cross wired and there were exposed live wires in one junction box.

Confirmation of Chairman of Nominating Committee.

John Goodman appointed Thurman Wade as chairman of the Nominating Committee. The Board confirmed Thurman's appointment.

Adoption of Bylaw Revisions for submission to membership at the September General Meeting.

Sunny Lockie moved to accept the recommendations of the Rules Committee and the Bylaws Committee as revised by the Board.

Richard Villa moved to include a provision that no member of the Executive Board shall also be Program Chairman, BBS Sysop, Newsletter Editor, Membership Chairman, Newsletter Publisher, SIG Chairman, or Chairman of the Nominating Committee. After considerable discussion the motion was defeated.

Toni Massoth moved to include a provision that no person shall be able to concurrently hold any two of the following positions; President, Vice President, Treasurer, Secretary, Program Chairman, Membership Chairman, Publishing Committee Chairman, Newsletter Editor, BBS Sysop, SIG Committee Chairman, or Nominating Committee Chairman. Motion passed.

Richard Villa moved to amend the motion by adding, "except by approval of two thirds of the Board members present and voting." Motion defeated.

Harv Haight moved to amend the motion by adding, "except by approval of two thirds of total Board members." Motion defeated.

Richard Sabin proposed a new section on compensation. The provision would clarify the ethics of obtaining and/or using OCIPUG software or hardware. After considerable discussion motion was defeated.

Robin Clark moved to accept all the changes which have been approved by the Board and to submit the document to the membership for their approval. Motion passed.

New Business

Harv Haight moved to congratulate the Newsletter Staff for the excellent work on the latest README.DOC. Motion passed unanimously.

The meeting was adjourned at 9:30pm.

(Editor's note: The above minutes do not become official or certified until adopted by the Board at their next Board Meeting.)

Summary Draft of Minutes Continuation of July 30th Board of Directors Meeting

(As submitted by Neil Carman, Sec'y)

As stated in last month's README.DOC, the Board passed a motion to continue their July 30th meeting on August 6th. The following is a summary draft of minutes of that meeting as submitted by Neil Carman, Sec'y.

The Board reconvened at 6:40 PM on August 6th 1990.

BOARD MEMBERS PRESENT

John Goodman, Pres.	Dave Carroll, V.Pres.
Neil Carman, Sec'y	Steve Burnside
Robin Clark	Terry Currier
Harv Haight	Sunny Lockie
Richard Villa	

BOARD MEMBERS ABSENT

Paul Curtis, Past Pres.	Toni Massoth, Treas.
Jim Petit	Bonnie Ulanovsky

MEMBERS PRESENT

Preston Hill	Bob Ottke
Richard Sabin	Tom Stolp
Thurman Wade	Michael Springer

**Rules Committee and Bylaws Committee
Joint report.**

The Bylaw changes were categorized in 4 classifications:

Classification A are trivial changes.

Classification B changes bring in line our bylaws with our current practices.

Classification C are substantial changes.

Classification D changes pertain to elections.

Terry Currier moved to separate the motion from the committee into the four classifications and deal with each one separately. Motion passed unanimously.

John Goodman introduced four election concepts:

1. One election for officers and directors where one person can be nominated for either an officer or director but not both.
2. Split elections for Officers and Directors with losing Officer candidate able to run for director. (Current Practice)
3. Elect 12 directors, six elected each year with a two year term and the 12 current directors would then elect the four officers from among the directors.

4. Elect 12 directors with the one receiving the most votes being President, second most, Vice President etc.

The Board directed the Rules and Bylaws Committee to prepare two alternatives for the general members to vote upon. Basically variations of numbers 2 and 3 will be presented to the general members.

Richard Villa moved to direct the Rules and Bylaws Committee to incorporate all "A" changes into the drafted changes. Motion passed unanimously.

Harv Haight moved to direct the Rules and Bylaws Committee to incorporate two versions of elections procedures in the next draft. Motion passed.

Dave Carroll moved to direct the Rules and Bylaws Committee to incorporate all "B" changes in the proposed Bylaws.

Harv Haight moved to direct the Rules and Bylaws Committee to incorporate all "C" changes in the proposed Bylaws.

The meeting adjourned at 10:15 PM.

(Editor's note: The above minutes do not become official or certified until adopted by the Board at their next Board Meeting.)

OCIUG WELCOMES THESE NEW MEMBERS


Glenn Arsenaull	Robert Ketterman	Wendy Samett
Andrew Cheng	Naomi Lynn	Art Stolins
Charles Cope	Michelle Miller	Joyce Stolins
James Cope	Dean Nakadate	Howard Vihon
Jeremy Cope	Dean Raustadt	Lorie Watts
Edward Eales	Sharon Raustadt	
David Haddad	Ron Ross	

THESE MEMBERSHIPS EXPIRE IN SEPTEMBER

Max Adrian	Jeannie Graham	William Reinhardt
Bob Ashby	Chris Hansen	Vernon Rice
Jerry Bell	Dick Held	Carroll Richards
Dale Benson	Richard Henley	David Ricketts
Eric Bergstrom	Richard Herman	Don Rose
Joe Brasher	Jim Hilgenberg	Patti Ruckert
Diane Calicchio	Garland Holt	Ted Ryan
Tony Cassidy	Paul Hurt	Rick Schultheis
James Clymer	Ralph King	Clyde Slay
Jean Collins	Hank Kunczewski	Rodger Slringer
John JC Coon	Larry Larsen	Stan Sorensen
Richard Counts	Henry Levinson	Dirk Theuvenet
Ken Crider	Grace Ligo	Katherine Thomson
Barbara Davis	Charles Lovin	Tom Toner
Jerry De Alnza	Peggy Macadudin	James Ventress
Doug Dehaven	Albert Mace	Mark Vroegindewey
Chip Dever	Bill Mancina	David Wells
Forrest Donkin	Toni Massoth	Robert Wendorf
Lionel Dyck	Douglas McCracken	Terry Lee Whittaker
David Erbas-White	Richard Nelson	Karen Zfaty
Lyle Frevert	David Primrose	
Daniel Gorham	Bob Raider	

THESE MEMBERSHIPS EXPIRE IN OCTOBER

Michael Abt	Dorothy Foster	B. Ann Nelson
Robert Anderson	Iler Ganz	Albert Ohlig
Dave Armstrong	Patricia Ganz	Law Oriard
Cyrus Askari	Robert Goodwin	Louis Pedroza
Ronald Blalack	Alicyn Griswold	Anne Perra
Edwin Breitenbach	Phillip Grossman	James Pieratt
Jerry Brown	Jeff Harward	Kenneth Pollock
Doreen Burchett	Robert Hawkins	Daryl Reed
Jay Burchett	Carol Haxton	Allan Roberts
Donny Burke	Greg Haxton	Gaye Roth
David Byhaug	Bill Hinds	John Ryan
Carl Carlson	Warren Hodnett	David Salcido
Emanuel Cattolica	Shirley Hoff	Steve Schiffman
Jim Chambers	Sybil Houghton	Raymond Shaw
James Chester	Stephanie Howard	Bill Singleton
David Cole	Jack Howe	Peter Sivgals
Ron Collins	Jody James	Gilbert Smith
Dewey Coursey	Dave Janest	Glenn Stillman
Debie Crandall	John Johnson	Carl Sufall
Thomas Cripps	Mike Kruss	Lloyd Swanson
Don DeGrote	Gordon Lewin	Martin Tellefsen
Robert Dickinson	Grace Ligo	Tony Vasquez
John Donovan	Shirley Lute	Meg Viehe
David Douglas	Jim Mansfield	Richard Viehe
Jack Douglas	Christine Mc Donald	Cliff Webb
Michael Dowell	Bill Mc Grath	John Yasment
Barbara Ferguson	Paul Melton	
Leon Files	Robert Morris	



OCIUG AUGUST, 1990 FINANCIAL REPORT

Toni Massoth, Treasurer

OCIUG August, 1990 Changes in Cash:

	Unrestricted Funds	Tim Smith Fund
Cash Balance July 01, 1990	\$8,774.47	\$3,998.99
CASH RECEIPTS:		
Advertising	101.50	
Interest	6.94	
Membership Dues-New	594.00	
Membership Dues-Renewal	1,467.00	
Total Cash Receipts	2,169.44	
CASH DISBURSEMENTS:		
Meeting-Board of Directors	23.86	
Meeting-General	150.00	
Postage-Other	7.80	
Postage-Newsletter	150.00	
Printing-Other	15.75	
Printing-Newsletter	919.11	
Rent-SIG Space	767.00	
Repairs-Computers	180.00	
Supplies-Other	19.49	
Supplies-Newsletter	18.24	
Telephone	207.53	
Total Cash Disbursements	\$2,458.78	0.00
NET CHANGE IN CASH BALANCE	<289.34>	
CASH BALANCE AUG. 31, 1990	\$8,774.47	\$3,998.99

1990 OCIPUG Board of Directors

OFFICERS

President	John Goodman	895-3195
Vice President	David Carroll	775-3130
Secretary	Neil Carman	964-1901
Treasurer	Toni Massoth	788-7620
Past President	Paul Curtis	774-1827

DIRECTORS

Steve Burnside	1990	758-8957
Robin Clark	1990	786-7880
Terry Currier	1991	774-2018
Harv Haight	1991	546-0820
Sunny Lockie	1991	644-0103
Jim Petit	1991	841-3699
Richard Villa	1990	841-6991
Bonnie Ulanovsky	1990	646-5230

People and Numbers to Know

Membership	Robin Clark	786-7880
SIG Chairman	Thurman Wade	846-6067
Program Chmn.	Dave Carroll	775-3130
Librarian	Bonnie Ulanovsky	646-5230
Bulletin Board	Robert Ottke	759-1515
Facilities Chairman	Joe Farber	642-6993

OCIPUG Phone numbers

BBS Public Line (1200/2400)	843-0388
BBS Members only (1200/2400)	843-9248
OCIPUG Info & Message line	843-2048

OCIPUG General Meeting Dates 1990

Our General Meetings are held on the last Saturday of each month except when there is a conflict with a major holiday (asterisked months in list below).

September 29

October 27

*** November 17**

*** December 15**

Membership Form

Bring to General Meeting or mail to return address on the back cover

New Renewal Information Update Date: _____

Have you ever been a member of OCIPUG? ___ If so, what is your member number: _____

Individual Membership \$36.00 per year Family Membership \$45.00 per year

Amount Enclosed: \$ _____

Title: Mr., Mrs., Ms., Dr. (Circle One)

Occupation: _____

First Name: _____ Last Name: _____ Family Members: _____

Address: _____ Unit No. _____

City: _____ State: _____ Zip Code: _____

Home Phone: _____ - _____ Work Phone: _____ - _____

I consider myself to be: Beginner Intermediate Advanced

OCIPUG Business Sponsorship Program



843-9262

The Orange Coast IBM PC User Group thanks PCR Personal Computer Rentals, for renewing its commitment to OCIPUG. Your support enables us to better serve our members.

If you or your company would like more information on this program please call Harv Haight at 714-546-0820

Orange Coast IBM PC User Group
Post Office Box 6100-211
Costa Mesa, California 92628

BULK RATE
U.S. Postage Paid
Costa Mesa, CA
92628
Permit No. 292

Postmaster: Form 3547 Requested
Return and Forwarding Postage Guaranteed

2922-90

DATED MATERIAL — DO NOT DELAY